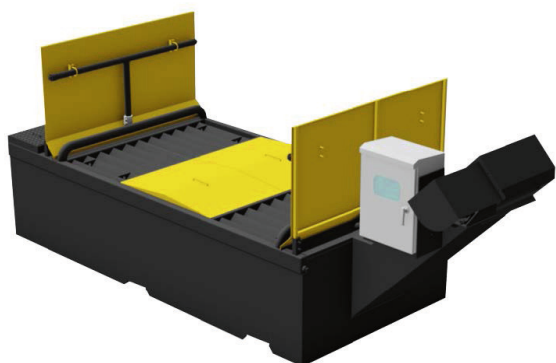


ACCUWASH GX200C

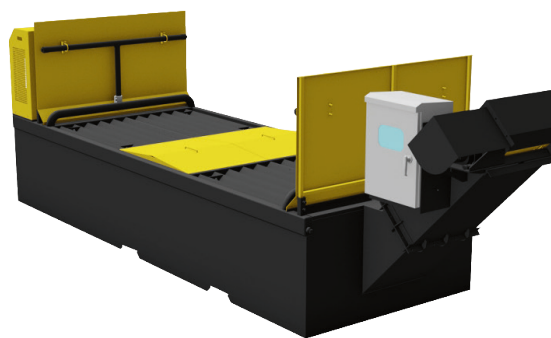
AUTOMATIC DRIVE-THROUGH WHEEL WASH SYSTEM

PRODUCT DESCRIPTION

The AccuWash GX200C is a popular wheel wash system with a simple design, excellent durability and efficiency, suitable for all vehicle types.



GX200C Standard



GX200C Wide with Air Compressor

FEATURES

- › Self-contained and easy to install
- › Automatic operation via photo sensor
- › Automatic sludge discharge by conveyor system
- › Emergency Stop Button
- › Available in standard and wide wheel track versions

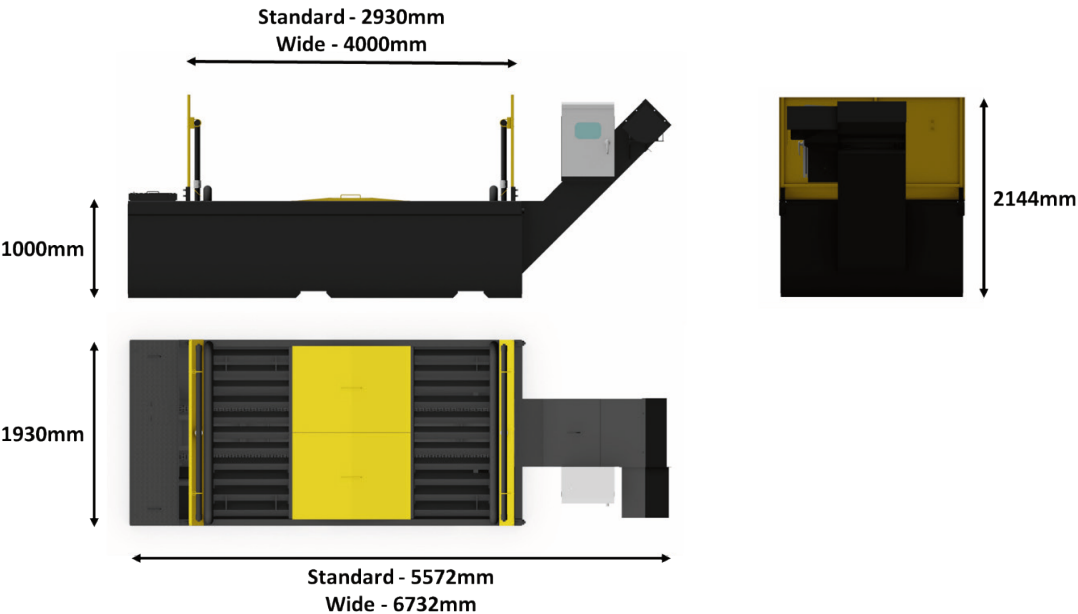
SPECIFICATIONS

	Standard	Wide
Dimensions	5572mm (W) x 1930 (L) x 2144 (H)	6731mm (W) x 1930mm (L) x 2144mm (H)
Maximum Vehicle Width	2800mm	3800mm
Power Consumption	6.25kW	11.75kW
Vehicle Sensing	Single Photo Eye (Additional photo eye and/or magnetic sensor optional)	
Submersible Pump	5.5kW	11kW
Water Consumption	Approx. 500L per minute	Approx. 1000L per minute
Air Compressor (option)	1.5kW	
Scraper Driver Motion	0.75kW	
Water Jet Pressure	Approximately 150kPa (22 psi)	
Main Power	415VAC x 3-Phase x 50Hz	
Water Tank Volume	Conveyor tank with total capacity of 6500L	Conveyor tank with total capacity of 8000L

SPECIFICATIONS

	Standard	Wide
Nozzle	64 total (52 on undercarriage, 12 on side bars)	72 total (60 on undercarriage, 12 on side bars)
Design Load	7.5t per axle	
Side Screen	1144mm	
Control Panel	SS304 CE Compliant	
Upgrades and Options	<ul style="list-style-type: none"> Centre grating (standard is sheet steel) Wash Pump power Pump Screen & Air Compressor (for back flush on 1.5mm pump screen) Water Heater Automatic Flocculant Dosing System 	

DIMENSIONS



All Branches T: 1300 069 970
 NSW (Sydney)
 VIC (Melbourne South)
 VIC (Melbourne North)
 QLD (Brisbane)
 WA (Perth)
 SA (Adelaide) & NT

accuwash.com.au

